

THE 1964 ELECTIONS

1964

June 2, 1964

REPUBLICAN

Alex Blewett	31,934
Lyman Brewster	12,375
Antoinette F Rosell	9,480
Wayne Montgomery	13,610
Edna J Hinman	6,419
G W (Por) Deschamps	5,616
James F Battin	32,496
Tim Babcock	56,425
Ted James	21,545
Frank W Hazelbaker	20,829
"Doc" Richard Nollmeyer	6,951
William R Taylor	4,044
Marvin C Beck	2,916
Lou Welch	1,506
Walter Anderson	51,055
Marshall Murray	49,891
Jack A Quilico	47,425
E V "Sonny" Omholt	52,098
C R Anderson	35,388
L Thomas Eaton	18,173
Ernest C Steel	48,017
H L Scott	46,766

third term as a Democrat. President Roland Renne of Montana State College (Bozeman) was Democratic candidate for governor, and that contest attracted the largest vote. Chief Justice James T Harrison won the third uncontested election in the history of the supreme court and Associate Justice Wesley Castles also was reelected. In the judicial districts 26 of 28 judges sought reelection and all were successful, 23 without contest. Judge S D McKinnon won a 12th term in the seven-county 16th District; first elected in 1920, he served continuously until his death in April, 1965. He had been challenged only for the first and fifth terms. Judge C B Elwell won a tenth term (seven of them uncontested) in the 12th District. Judge T E Downey retired after 32 years on the Second (Butte) District Court.

SUMMARY OF STATE VOTE

ELECTED	OFFICER	DEFEATED
Lyndon Johnson (D) 164,246 Hubert Humphrey	Presidential Electors	Barry Goldwater (R) 113,032 William Miller John Kasper (Nat St Rt) 519 E H Munn Sr (Proh) 499 Clifton DeBerry (Soc Wkrs) 332
Tim Babcock (R) 144,113	Governor	Roland Renne (D) 136,862
Mike Mansfield (D) 180,643	U S Senator	Alex Blewett (R) 99,367
Arnold Olsen (D) 64,847	1st Dist Representative	Wayne Montgomery (R) 55,417 Jack Gunderson (Nat St Rt) 644
James F Battin (R) 84,241	2d Dist Representative	Jack C Toole (D) 71,461
Ted James (R) 140,171	Lieutenant Governor	R V Bottomly (D) 135,346
Frank Murray (D) 154,969	Secretary of State	Walter Anderson (R) 117,210
Forrest H Anderson (D) 154,286	Attorney General	Marshall Murray (R) 119,730
Henry H Anderson (D) 150,252	Treasurer	Jack A Quilico (R) 114,978
E V "Sonny" Omholt (R) 158,738	Auditor	Jack Holmes (D) 115,351
Paul I Smith (D) 150,032	Public Service Commr	Ernest C Steel (R) 113,342
Harriet Miller (D) 155,621	Supt Public Instruction	C R Anderson (R) 122,046
Tom J Kearney (D) 146,169	Clerk of Supreme Court	H L Scott (R) 114,197
James T Harrison 214,458	Chief Justice Supreme Ct	---
Wesley Castles 149,261	Assoc Justice #3 Sup Ct	Harold L Allen 81,796

November 3, 1964

ho became chief executives after the s. Johnson, a Texan, won a record against Senator Barry Goldwater (R) of Representatives and regained the

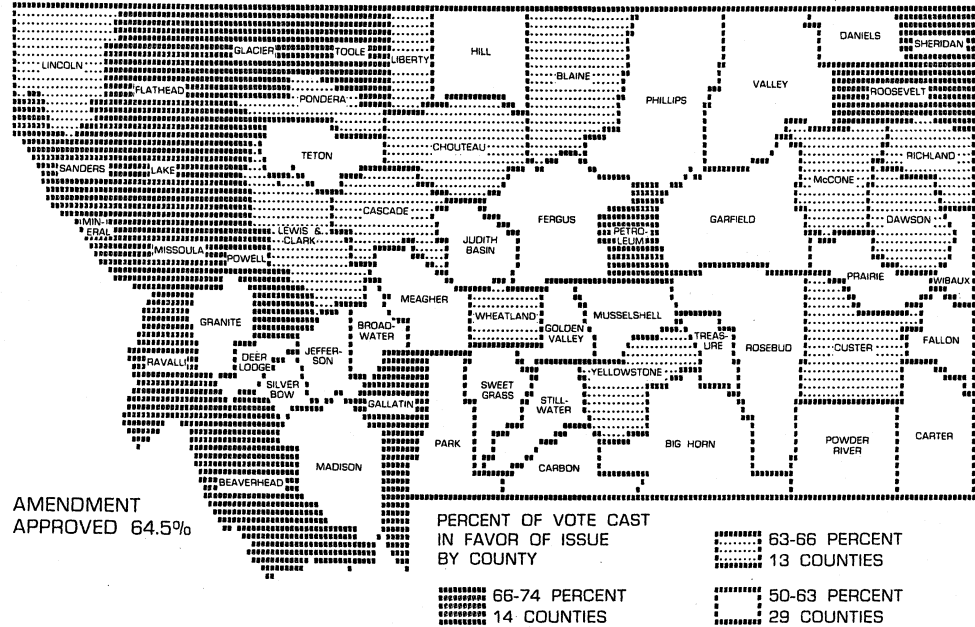
BALLOT ISSUE

1964:1 INCREASE JUDICIAL SALARY DURING TERM Constitutional Amendment
 Approved 64.5% 66.5% voted, 119,229 for and 65,679 against
 1963 Laws chapter 92 (S Bill 162) proposed amendment of Article VIII section 29 of the constitution to allow judges the benefit of legislative increase in salary during their elected term. The protection against reduction of salary would be retained. Recently appointed judges were first to benefit from salary increases like those granted in 1961 and 1963; all judges elected in 1960 had to wait until reelection in 1964 to get those increases, and substantial differentials existed among supreme court

(D) 68 (R) 32
 s (D) 295 (R) 140
 e officer seeking reelection were
 instruction as a Republican, won a

1964

1964 : 1
INCREASE JUDICIAL SALARY DURING TERM



1964:1 INCREASE JUDICIAL SALARY DURING TERM

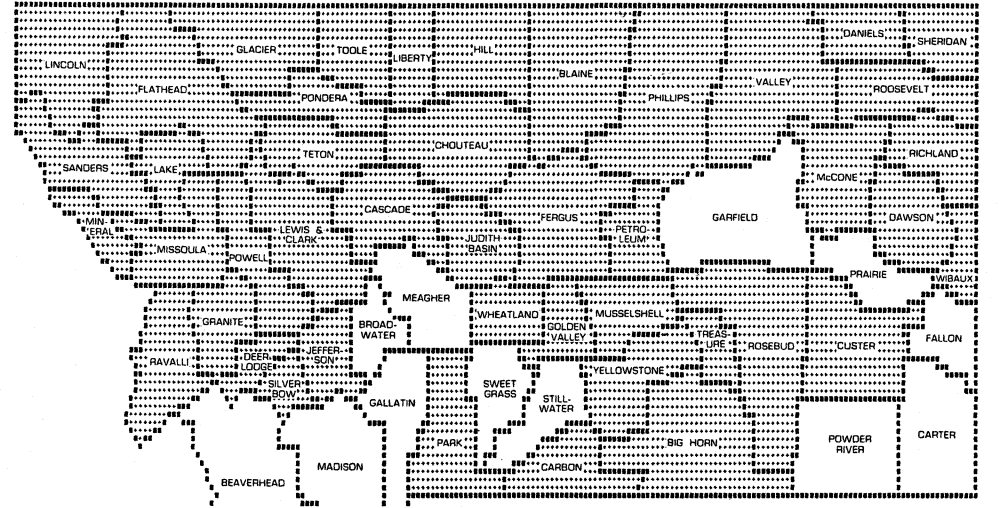
VOTE		PERCENT		COUNTY	VOTE		PERCENT	
FOR	AGAINST	FOR	AGAINST		FOR	AGAINST	FOR	AGAINST
1677	833	66.81	33.19	BEAVERHEAD	444	262	62.89	37.11
1579	1134	58.20	41.80	BIG HORN	677	295	69.65	30.35
1097	571	63.85	36.15	BLAINE	11783	4114	74.12	25.88
448	474	50.79	49.21	BROADWATER				
1295	1239	51.10	48.90	CARBON	759	605	55.65	44.35
396	291	58.49	41.51	CARTER	2681	1777	60.14	39.85
9975	5876	62.97	37.03	CASCADE	192	99	65.98	34.02
1674	923	64.46	35.54	CHOUTEAU	1271	869	59.39	40.61
2612	1532	63.03	36.97	CUSTER	1446	832	63.48	36.52
713	448	61.41	38.59	POWDER RIVER	473	288	59.49	40.51
2075	1124	64.86	35.14	DANIELS	1523	780	66.13	33.87
2993	2007	59.86	40.14	DAWSON	409	255	61.60	38.40
716	453	60.73	39.27	DEER LODGE				
2078	1849	62.47	37.53	FALLON	2793	1437	66.03	33.97
8131	3340	70.88	29.12	RICHLAND	1698	976	63.50	36.50
5573	2697	67.27	32.73	FERGUS	1821	904	66.83	33.17
345	257	57.31	42.69	ROOSEVELT	942	652	59.10	40.90
1959	819	70.52	29.48	FLATHEAD				
233	194	54.57	45.43	GALLATIN	1548	758	67.13	32.87
524	321	52.01	47.99	SANDERS	1237	632	66.19	33.81
2773	1839	60.13	39.87	SHERIDAN	4150	2654	60.90	39.10
715	438	62.01	37.99	SILVER BOW	861	681	55.84	44.16
534	317	62.75	37.25	GARFIELD	708	532	57.10	42.90
2650	1303	67.04	32.96	HERMAN	1534	961	61.48	38.52
7012	3730	55.28	34.72	HILL	1437	645	69.02	30.98
578	289	64.63	35.37	JEFFERSON	235	145	61.84	38.16
2157	1181	64.62	35.38	JUDITH BASIN				
985	665	59.72	40.28	LAKE	2060	1289	61.51	38.49
572	318	64.27	35.73	LEWIS & CLARK	614	341	64.29	35.71
				LIBERTY	751	256	49.51	50.49
				LINCOLN	10812	6208	63.53	36.47
				MADISON	119229	65679	64.48	35.52
				MCCONE	53550			
				STATE TOTAL				
				PLURALITY				

justices elected for six-year
northwestern Judicial District
ed the measure by margins of
Silver Bow, gave support below

THIRTY-NINTH LEGISLATURE

- SENATE
- (D) 32 (R) 24
- J S Brenner (R)
 - Carroll A Graham (D)
 - Richard Nixon (D)
 - *Lester C Goodwin (D)
 - William R Mackay (R)
 - *C C Bentz (R)
 - *Charles A Bovey (D)
 - *Gordon McGowan (D)
 - W L "Bill" Mathers (R)
 - Roy Killenbeck (R)
 - Ben Brownfield (R)
 - Warren H Davis (D)
 - *Gene Huntley (D)
 - *Earl Moritz (R)
 - *George Siderius (D)
 - Carl Lehrkind Jr (R)
 - John J MacDonald (D)
 - Percy DeWolfe (D)
 - O P Balgord (R)
 - *Hugh C Cumming (D)
 - Lada J Kafka (D)
 - *Arnold Rieder (D)
 - *George S McKenna (D)
 - Jean A Turnage (R)
 - Henry S Hibbard (R)
 - David F James (D)
 - *William F Hafferman (D)
 - *Sumner Gerard (R)
 - Robert B Thomas (R)
 - Carl Rostad (R)
 - *Arthur N Jensen (D)
 - *Edward T Dussault (D)
 - Dr R T O'Neill (D)
 - Dr W E Harris (D)
 - *Kenneth Cole (R)
 - Lochiel Edwards (R)
 - Maurice J Ullom (R)
 - Steve A Holt Jr (R)
 - Ralph J Beck (R)
 - Mike Hauk (D)
 - *W A "Bill" Groff (D)
 - *C R Thiessen (D)
 - Stanley Nees (D)
 - *John Melcher (D)
 - *Eugene H Mahoney (D)
 - *Lloyd J Michels (D)
 - *Frank D Reardon (D)
 - *Webster Keller (D)
 - A Ronald McDonnell (R)
 - *Jerry W Breen (R)
 - *Waldo Moberly (R)
 - Dave M Manning (D)
 - *Robert S Cotton (D)
 - *Ward H Beley (D)
 - *Helen F Anderson (R)
 - *Henry B Hilling (R)

PRESIDENT:
LYNDON JOHNSON



COUNTIES CARRIED BY
CANDIDATE AND PARTY

LYNDON JOHNSON
 BARRY GOLDWATER
 DEMOCRAT: 44 COUNTIES
 REPUBLICAN: 12 COUNTIES

3D PARTY
 0.25
 0.08
 0.00
 0.00
 0.00
 0.45
 0.15
 0.19
 0.06
 0.17
 0.14
 0.19
 0.21
 0.21
 0.24
 0.33
 0.57
 0.00
 0.17

0.19
 0.12
 0.13
 0.17

0.19
 0.26
 0.32
 0.08

0.07
 0.22
 0.39
 0.19

0.00
 0.18
 0.25
 0.11

0.28
 0.09
 0.13
 0.48

0.21
 0.55
 0.07
 0.17

0.46
 0.44
 2.90
 0.04

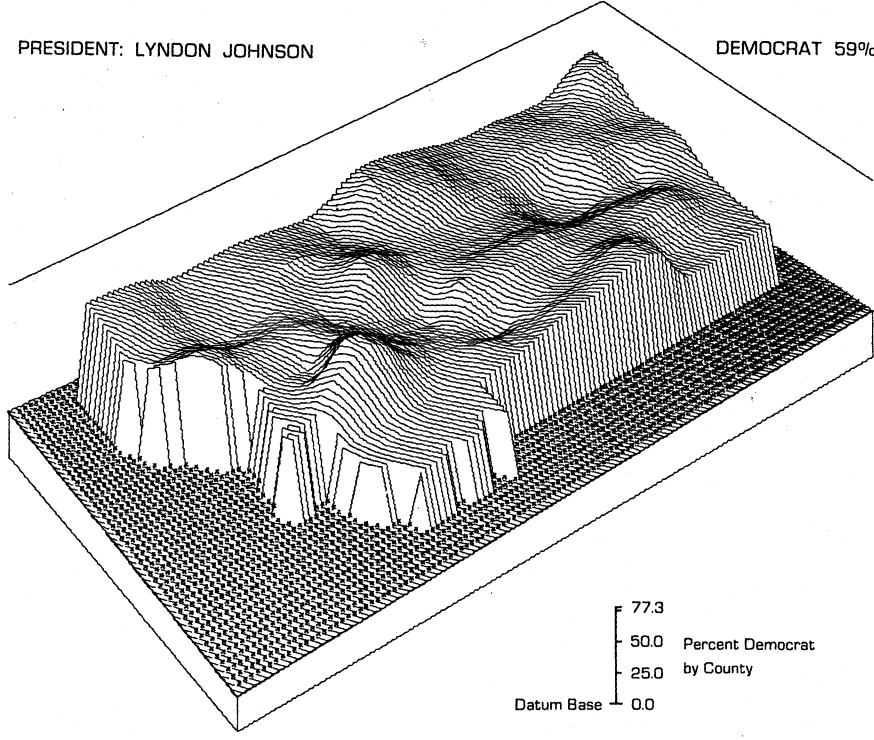
0.33
 0.99
 0.07
 0.90

0.31
 0.00
 0.27
 0.67

0.48

PRESIDENT: LYNDON JOHNSON

DEMOCRAT 59%



77.3
 50.0 Percent Democrat
 25.0 by County
 Datum Base 0.0