



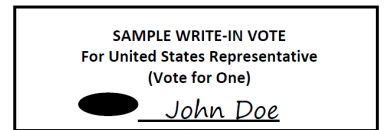
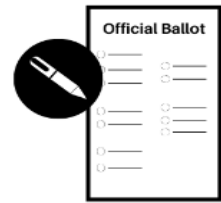
# VOTING INSTRUCTIONS – Primary Election

Voted ballot must be **received** (a postmark is not accepted) at the election office by **8:00 p.m. on Election Day, June 7, 2022**

## 1 CHOOSE ONE BALLOT (REPUBLICAN, DEMOCRATIC, OR LIBERTARIAN) TO VOTE


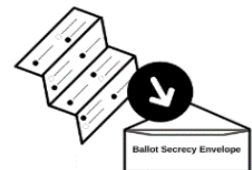
## 2 VOTE YOUR BALLOT

- With a blue or black ink pen, fill in the oval for each race.
  - Skipping a race will not invalidate your ballot.
- To write in a candidate’s name, completely fill in the oval next to the line and print the name in the blank space.
- The following are not allowed:
  - Making an X, v, or another mark.
  - Crossing out, erasing, or using correction fluid.
  - Making any identifying marks on your ballot.
  - Marking more choices than allowed for each race.
- If you make a mistake, request a replacement ballot from your county election office.



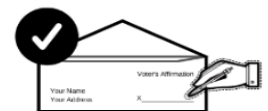
## 3 PREPARE YOUR BALLOT TO SEND

- Place and seal the voted ballot in the secrecy envelope. (Note: Discard the unvoted ballots.)
- Place and seal the secrecy envelope into the return signature envelope.
- Sign your name on the voter affirmation line on the return signature envelope. (Do not sign for another person.)



## 4 RETURN YOUR BALLOT

- Mail your ballot. The Postal Service recommends you mail your ballot at least one week before the election. (Note: \_\_\_\_\_ cents postage required)
- OR**
- Drop off your ballot at your county election office:



COUNTY ELECTION OFFICE \_\_\_\_\_  
 ADDRESS \_\_\_\_\_  
 CITY/ZIP \_\_\_\_\_



## 5 OTHER INFORMATION

- Track your ballot by accessing the “My Voter Page” at <https://app.mt.gov/voterinfo/>.
- Military/overseas voters can register and vote electronically. See <https://sosmt.gov/elections/military-overseas>.
- Assistance for voters with disabilities is available. Contact your county election office for more information.
- If you have questions, contact your county election office:



PHONE: \_\_\_\_\_ EMAIL: \_\_\_\_\_