



# ABSENTEE VOTING INSTRUCTIONS – GENERAL ELECTION BALLOT

Read and follow all directions

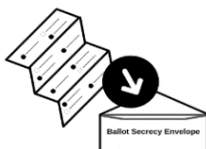
Ballots must be received at the election office by **8 p.m. on November 3, 2020**

*Failure to follow directions may invalidate part or all of your ballot*

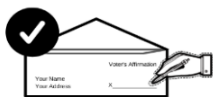
- 1 Vote your ballot with a blue or black pen.



- 2 Seal your voted ballot in a ballot secrecy



- 3 Make sure your name and address are printed correctly on the return envelope. Read and sign the Voter's affirmation.



- 4 Seal your ballot secrecy envelope inside the return envelope.



- 5 Return your ballot by mail or in person. Your ballot must be received by **8pm on Election Day, 11/03/2020**

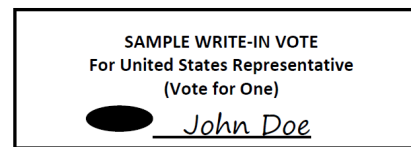
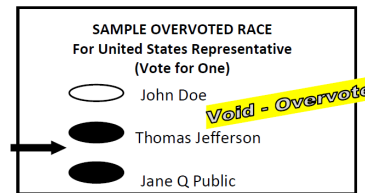


- 6 **DO NOT FORGET POSTAGE**

\_\_\_\_\_ cents  
postage required

## VOTE YOUR BALLOT

- ✓ Completely fill in the oval for each race using only black or blue ink pen.
- ✓ Vote all columns, both sides, and all pages of the ballot. *Skipping a race will not invalidate your ballot.*
- ✓ **Do not** make an X, √, or another mark.
- ✓ **Do not** cross out, erase, or use correction fluid.
- ✓ **Do not** make any identifying marks on your ballot.
- ✓ **Do not** mark more choices than allowed for each race (overvote). Overvoted races are NOT counted.
- ✓ **To write in** a candidate's name, completely fill in the oval next to the line and print the name in the blank space.
- ✓ If you make a mistake or spoil your ballot, request a replacement from your county election office.



## PREPARE BALLOT TO SEND

- ✓ Place voted ballot in the **SECRECY ENVELOPE** and seal the envelope.
- ✓ **SIGN** the voter affirmation on the **Return Signature Envelope**.
- ✓ Do not sign for another person.
- ✓ Failure to sign may invalidate your ballot.
- ✓ If your signature does not match your signatures on file, the ballot may be rejected.
- ✓ Place the Secrecy Envelope containing your **VOTED** ballot into the **Return Signature Envelope** and seal the envelope.

## RETURN BALLOT

**Mail your ballot:** Postal Service recommends mail at least **one week before the election**; or **drop off ballot** at your county election office:

\_\_\_\_\_ COUNTY ELECTION OFFICE

Address \_\_\_\_\_

City/Zip \_\_\_\_\_

**Ballots must be RECEIVED at the election office by 8 p.m. on Election Day, November 3, 2020.**

*A postmark is not accepted. If you mail your ballot make sure there is enough time for it to reach your election office.*

## TRACK YOUR BALLOT

View the status of your absentee ballot and the Voter Information Pamphlet on the "My Voter Page" at: <https://app.mt.gov/voterinfo/>



**MILITARY/OVERSEAS VOTERS:** Active-duty absent military or overseas citizens can register and vote electronically. See [sosmt.gov](http://sosmt.gov) or Montana Electronic Absentee System (MT EAS): [www.vote4montana.us](http://www.vote4montana.us).

**ASSISTANCE FOR VOTERS WITH DISABILITIES** - There are options for voters with disabilities including equipment for individuals with visual and mobility impairments. Contact your county election office for more information.

**IF YOU HAVE QUESTIONS CONTACT YOUR COUNTY ELECTION OFFICE:**

Phone: \_\_\_\_\_ Fax: \_\_\_\_\_ Email: \_\_\_\_\_